



District Report Card: 2017


State: Tripura	District: Sepahijala
Class: 3	Subject: Mathematics
Schools: 58	Students: 970


Participation/Coverage


Students

<div>GENDER</div> <div></div>	Boys		Girls	
	Number	%	Number	%
	463	47.73	507	52.27

<div>AREA</div> <div></div>	Rural		Urban	
	Number	%	Number	%
	861	88.76	109	11.24

<div>CATEGORY</div> <div></div>	SC		ST		OBC		GEN	
	Number	%	Number	%	Number	%	Number	%
	223	22.99	138	14.23	210	21.65	399	41.13

<div>CWSN</div> <div></div>	LD	VI	HI	S&LD	ID	Oth
	0	0	0	2	2	8

<div>Management</div> <div></div>	Government		Government-aided	
	Number	%	Number	%
	970	100.00	0	0.00

Average Performance of Students in Mathematics (%)

Overall	Gender		Area		Management		Social Group			
	Male	Female	Rural	Urban	Govt.	Aided	SC	ST	OBC	GEN
58.74	59.06	58.45	58.89	57.55	58.74	0.00	55.93	54.40	56.76	62.86

Performance on Learning Outcomes (LOs)

Learning Outcomes	Description	Average Performance(%)
M301	Reads and writes numbers up to 999 using place value	61.40
M302	Compares numbers up to 999 based on their place values	72.27
M303	Solves simple daily life problems using addition and subtraction of three digit numbers with and without regrouping	52.85
M304	Constructs and uses the multiplication facts (up till 10) in daily life situations	60.82
M305	Analyses and applies an appropriate number operation in the situation/ context	53.09
M306	Explains the meaning of division facts by equal grouping/sharing and finds it by repeated subtraction	53.81
M309	Identifies and makes 2D-shapes by paper folding, paper cutting on the dot grid, using straight lines etc.	77.22
M311	Fills a given region leaving no gaps using a tile of a given shape	30.13
M312	Estimates and measures length and distance using standard units like centimeters or meters & identifies relationships	35.98
M317	Reads the time correctly to the hour using a clock/watch	70.41
M318	Extends patterns in simple shapes and numbers	45.19
M319	Records data using tally marks, represents pictorially and draws conclusions	77.11

Range of Performance of Students who Answered Correctly							
Below 30%		30% - 50%		50% - 75%		Above 75%	
Number	%	Number	%	Number	%	Number	%
147	15.15	212	21.86	335	34.54	276	28.45

Lowest Performing Learning Outcomes (LOs)

- 1 - Fills a given region leaving no gaps using a tile of a given shape (30.13)
- 2 - Estimates and measures length and distance using standard units like centimeters or meters & identifies relationships (35.98)
- 3 - Extends patterns in simple shapes and numbers (45.19)
- 4 - Solves simple daily life problems using addition and subtraction of three digit numbers with and without regrouping (52.85)
- 5 - Analyses and applies an appropriate number operation in the situation/ context (53.09)